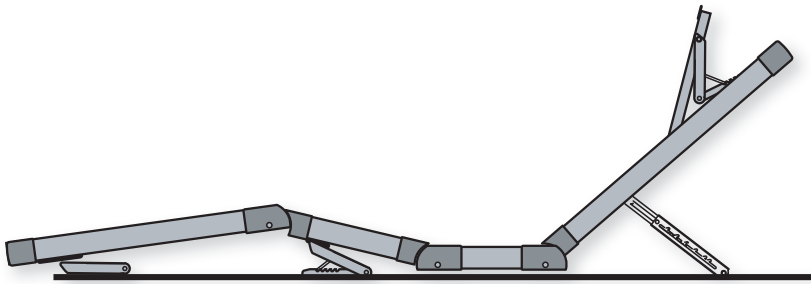


# Sitting frames

Lattoflex 260

Lattoflex 360

Lattoflex 960



## Installation and operating instructions

Important document. Please keep in a safe place.

Here you can find more information, details and videos about your product. Digital operating instructions:



[www.lattoflex.com/service/x60](http://www.lattoflex.com/service/x60)

**lattoflex**

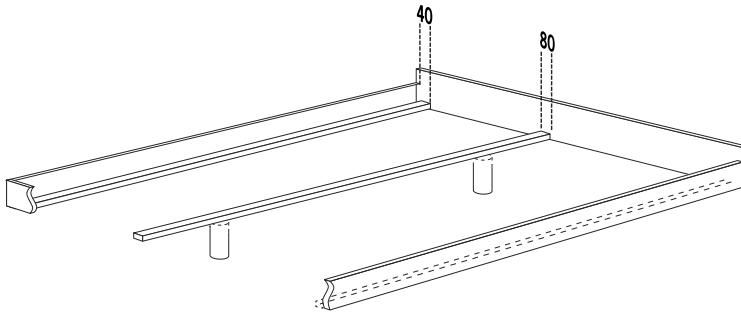
# Installation and operation

1

## Placing in a bed

Side support sections must not exceed 4 cm in width (middle frame: 8 cm). Triangular supports up to maximum 15 cm leg length.

Caution: If the spring base lies in triangular supports, you are kindly asked to use the corresponding installation kit (available as accessory).



2

## Sitting upright

Adjust the back rest in one of six stages. When sitting in a more upright position, you will find it more comfortable if you adjust the foot section as well. Only ever make the adjustment when no-one is lying in the bed.

To raise the back rest, stand next to the bed. Engage the back rest in the required stage.

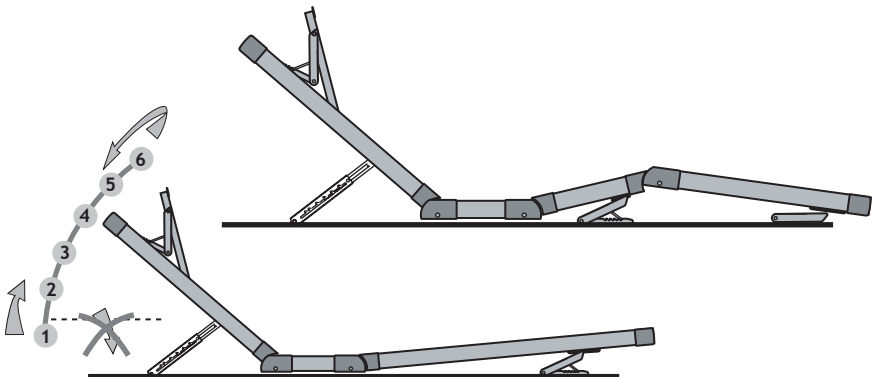
## Lying flat

From stages 2-6: Raise the back rest slightly and then lower it straight away.

From stage 1: Raise the back rest beyond stage 2 and then lower it straight away.

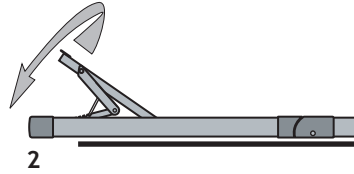
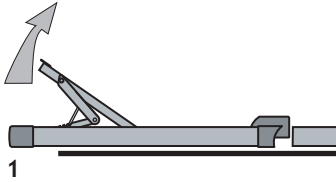
We recommend lowering the back rest to a completely flat position for sleeping.

**Never** sit or stand on the raised back rest. Risk of breakage!

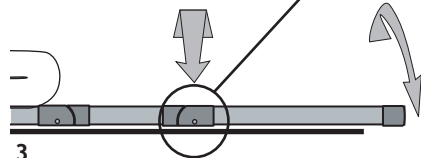
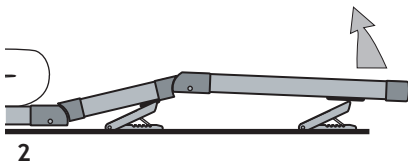
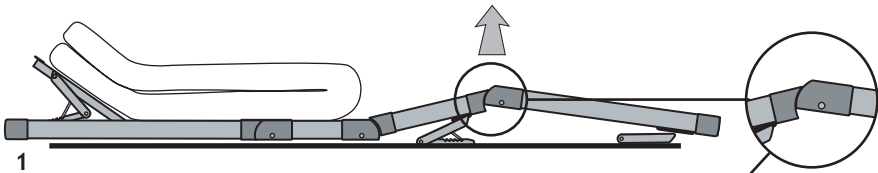


**3****Raised head**

1. Adjust to the required stage.
2. To lower, lift to the top stopper and then lower again.

**4****Knee adjustment and lower leg adjustment**

1. Knee adjustment: It is advisable to fold the mattress up towards the head end or to remove it completely. Raise the frame at the knee joint in the middle using the bar. The function offers a 3-stage knee adjustment; the sections engage audibly in succession.
2. Lower leg adjustment: Grasp the handle at the foot end of the frame and adjust the lower leg section to the required stage.
3. Flat position: raise and then lower again.



Thomas GmbH+Co. Sitz- und Liegemoebel KG · Walkmuehlenstr. 93 · D-27432 Bremervoerde  
Phone + 49 (0) 4761/979-0 · Fax + 49 (0) 4761/979-161 · E-Mail: info@lattoflex.com

[www.lattoflex.com](http://www.lattoflex.com)